

GESTÃO

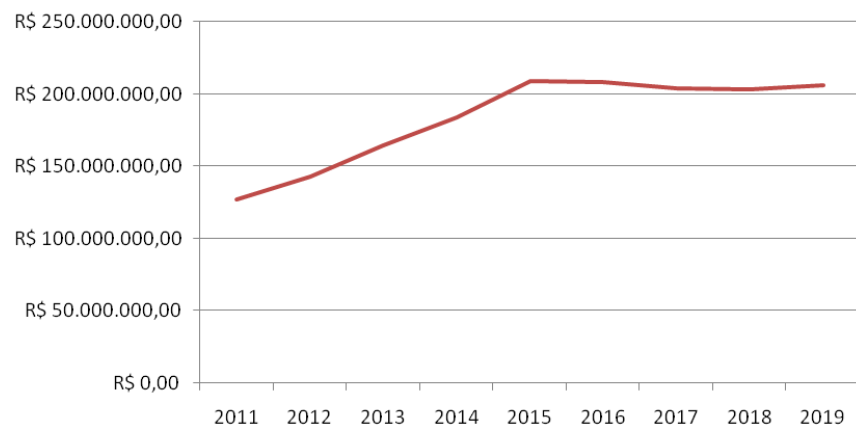
# ORÇAMENTÁRIA EM DADOS



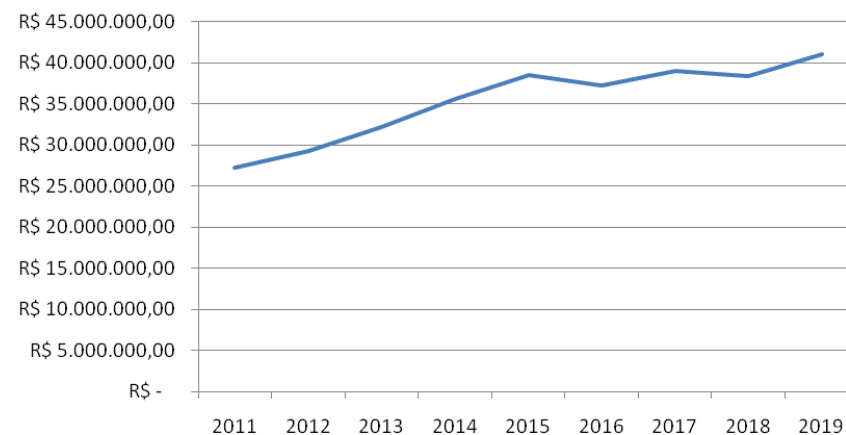
**EVOLUÇÃO DO ORÇAMENTO EXECUTADO (EMPENHADO) COM RECURSOS DO TESOIRO - PERÍODO 2011-2019**

| GRUPO DE DESPESAS        | 2011                   | 2012                   | 2013                   | 2014                   | 2015                   | 2016                   | 2017                   | 2018                   | 2019                   |
|--------------------------|------------------------|------------------------|------------------------|------------------------|------------------------|------------------------|------------------------|------------------------|------------------------|
| PESSOAL E ENCARGOS       | R\$ 126.917.219        | R\$ 142.518.530        | R\$ 164.136.788        | R\$ 183.859.339        | R\$ 209.175.408        | R\$ 208.281.492        | R\$ 203.809.680        | R\$ 203.419.338        | R\$ 206.174.994        |
| ATIVIDADES DE MANUTENÇÃO | R\$ 27.191.848         | R\$ 29.185.032         | R\$ 32.211.252         | R\$ 35.644.162         | R\$ 38.519.730         | R\$ 37.209.511         | R\$ 39.012.456         | R\$ 38.416.104         | R\$ 41.050.687         |
| ATIVIDADES FINALÍSTICAS  | R\$ 8.022.975          | R\$ 8.027.312          | R\$ 10.411.764         | R\$ 10.319.806         | R\$ 8.259.360          | R\$ 7.609.962          | R\$ 9.737.468          | R\$ 9.373.163          | R\$ 9.165.265          |
| PROJETOS ACADÊMICOS      | R\$ 4.756.188          | R\$ 3.770.834          | R\$ 4.301.573          | R\$ 4.006.641          | R\$ 1.955.224          | R\$ 270.342            | R\$ 835.708            | R\$ 959.334            | R\$ 3.704.117          |
| OBRAS E REPARAÇÕES       | R\$ 3.919.233          | R\$ 2.305.660          | R\$ 3.874.333          | R\$ 3.585.855          | R\$ 1.539.494          | R\$ 249.319            | R\$ 2.149.133          | R\$ 1.625.259          | R\$ 1.795.227          |
| <b>TOTAL EXECUTADO</b>   | <b>R\$ 170.807.462</b> | <b>R\$ 185.807.369</b> | <b>R\$ 214.935.711</b> | <b>R\$ 237.415.802</b> | <b>R\$ 259.449.217</b> | <b>R\$ 253.620.626</b> | <b>R\$ 255.544.444</b> | <b>R\$ 253.793.198</b> | <b>R\$ 261.890.291</b> |

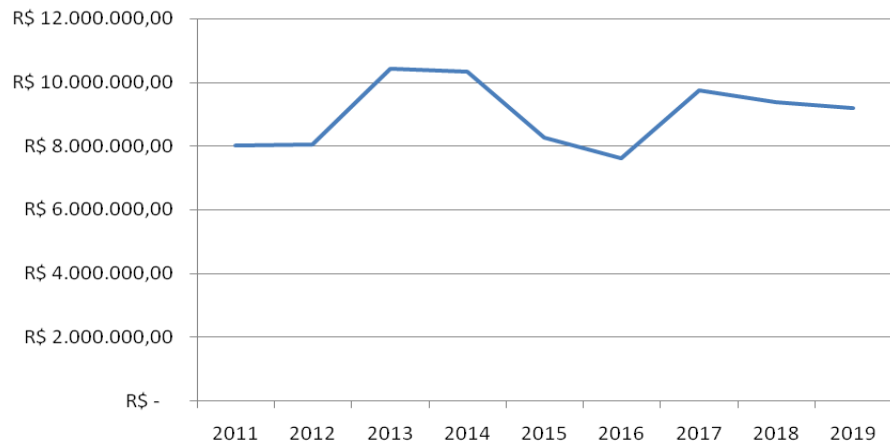
**ORÇAMENTO EXECUTADO - PESSOAL E ENCARGOS**



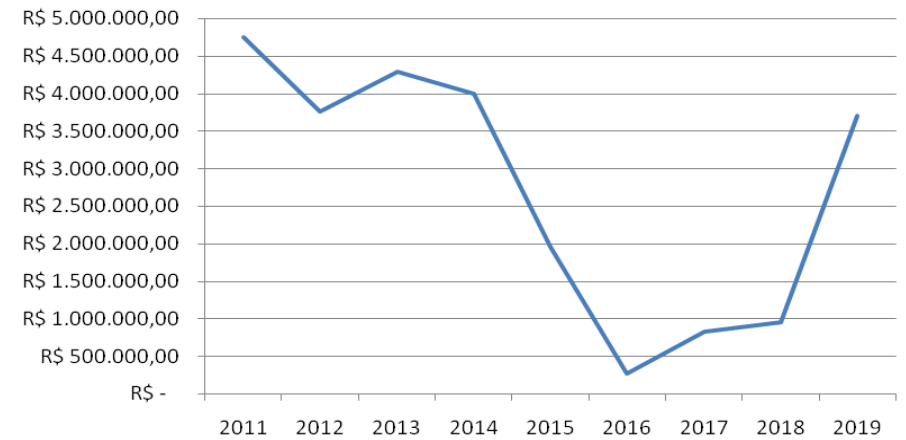
**ORÇAMENTO EXECUTADO - ATIVIDADES DE MANUTENÇÃO**



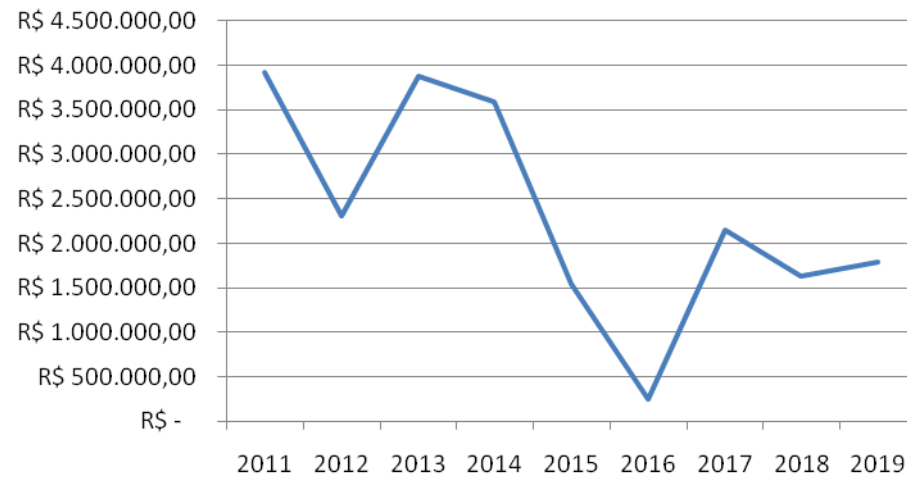
**ORÇAMENTO EXECUTADO - ATIVIDADES FINALÍSTICAS**



**ORÇAMENTO EXECUTADO - PROJETOS ACADÊMICOS**

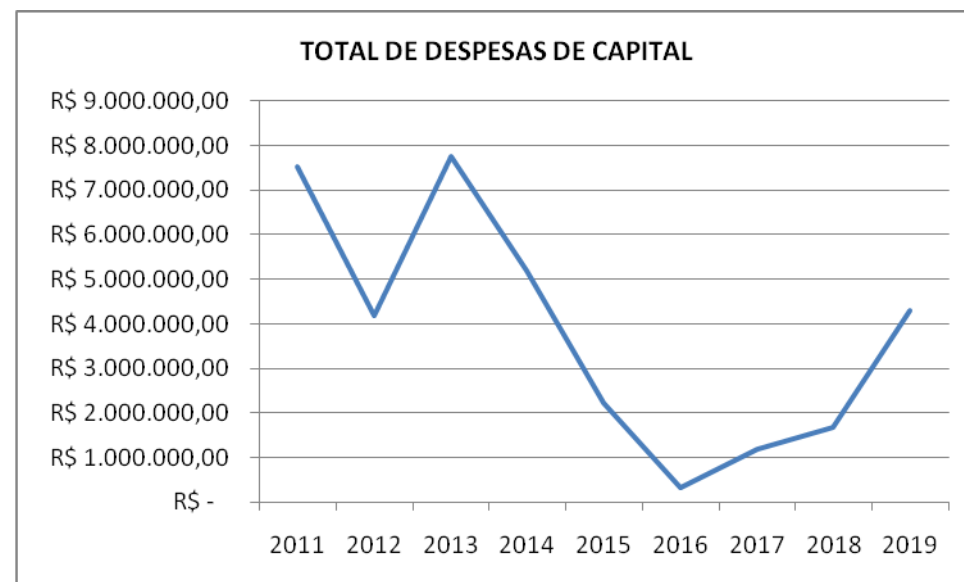
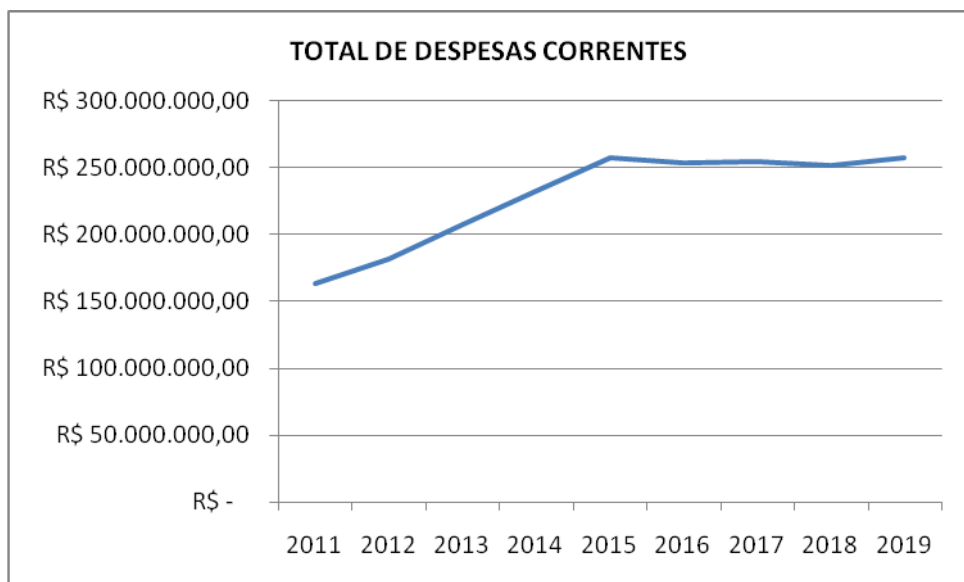


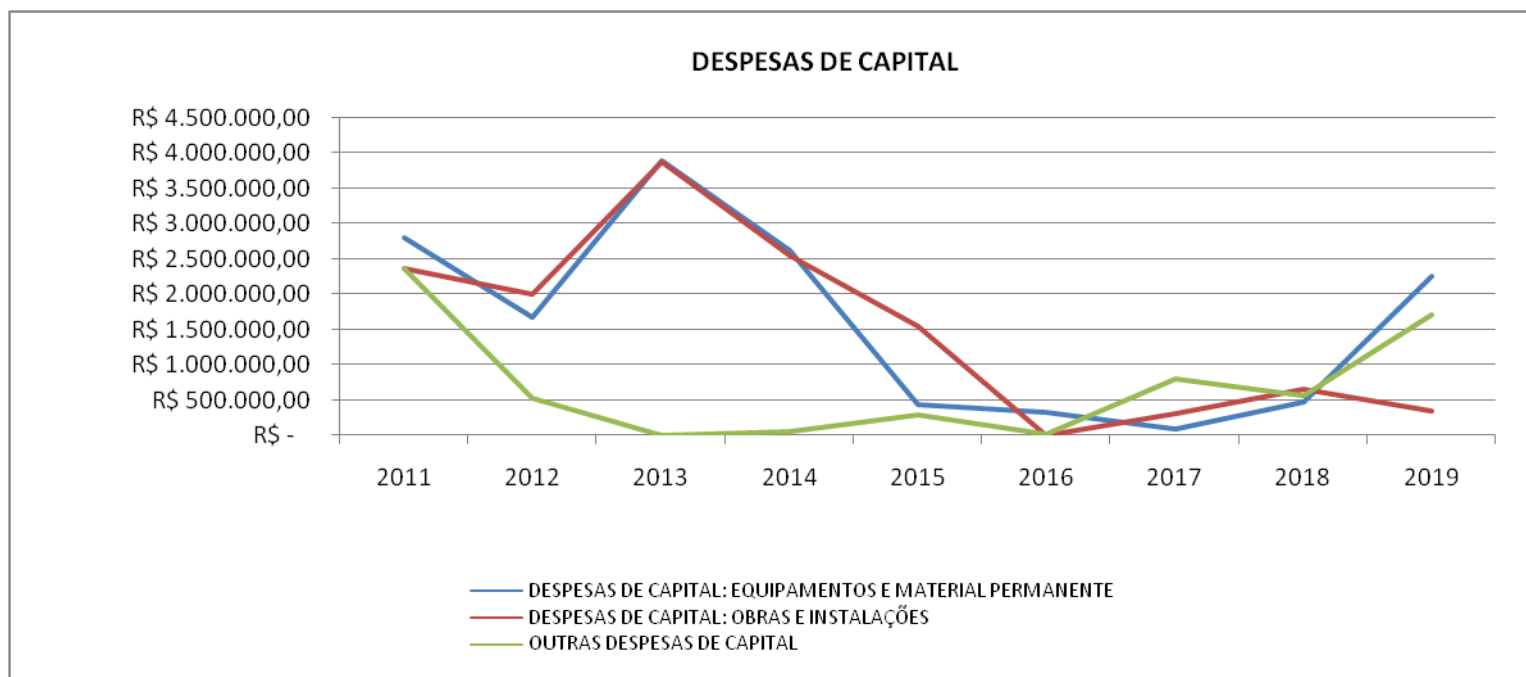
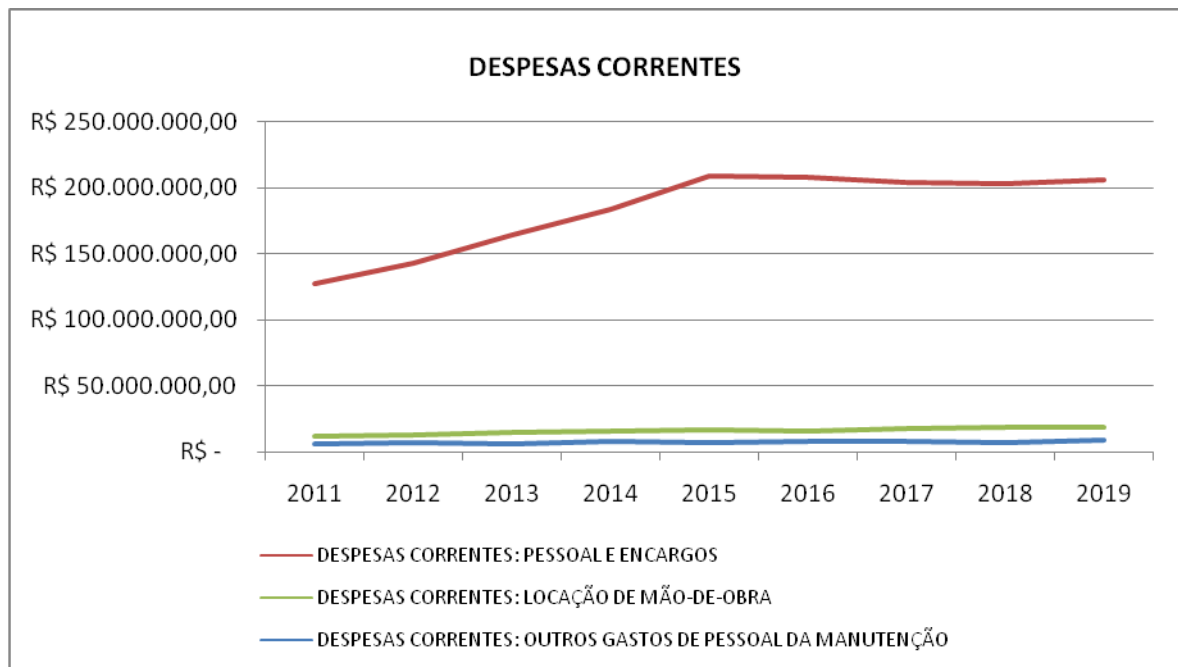
**ORÇAMENTO EXECUTADO - OBRAS E REPARAÇÕES**



**EVOLUÇÃO DAS DESPESAS CORRENTES E DE CAPITAL EXECUTADAS (EMPENHADAS) COM RECURSOS DO TESOURO - PERÍODO 2011-2019**

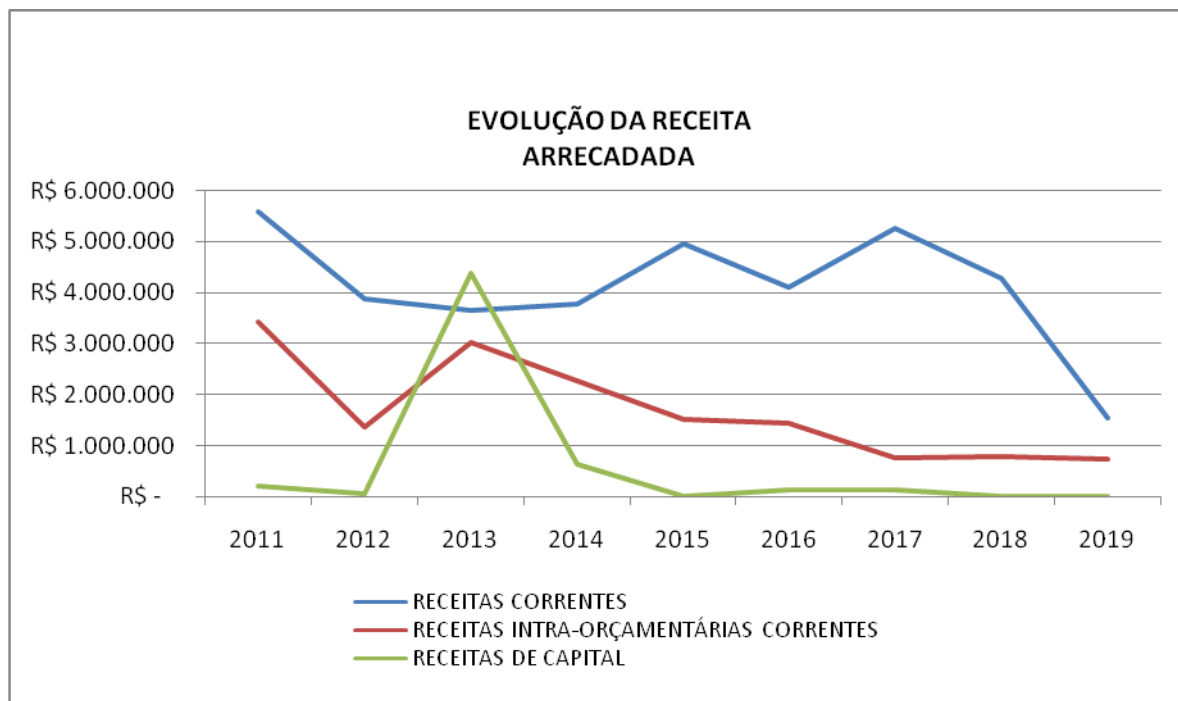
| DESCRIÇÃO DAS DESPESAS                                     | 2011                      | 2012                   | 2013                   | 2014                   | 2015                   | 2016                      | 2017                      | 2018                      | 2019                      |
|--|---------------------------|------------------------|------------------------|------------------------|------------------------|---------------------------|---------------------------|---------------------------|---------------------------|
| DESPESAS CORRENTES: PESSOAL E ENCARGOS                     | R\$ 126.917.218,69        | R\$ 142.518.530        | R\$ 164.136.788        | R\$ 184.031.338        | R\$ 209.175.408        | R\$ 208.281.492           | R\$ 203.809.679,68        | R\$ 203.419.337,82        | R\$ 206.174.994,47        |
| DESPESAS CORRENTES: LOCAÇÃO DE MÃO-DE-OBRA                 | R\$ 11.450.269,74         | R\$ 12.759.243         | R\$ 14.892.278         | R\$ 15.929.533         | R\$ 16.847.341         | R\$ 15.069.471            | R\$ 17.124.913,37         | R\$ 18.254.471,38         | R\$ 18.491.603,95         |
| DESPESAS CORRENTES: OUTROS GASTOS DE PESSOAL DA MANUTENÇÃO | R\$ 6.276.400,57          | R\$ 7.291.187          | R\$ 6.253.013          | R\$ 7.726.238          | R\$ 7.338.217          | R\$ 7.973.390             | R\$ 7.956.295,17          | R\$ 6.872.922,12          | R\$ 8.758.379,79          |
| <b>TOTAL DE GASTOS COM PESSOAL E ENCARGOS</b>              | <b>R\$ 144.643.889,00</b> | <b>R\$ 162.568.960</b> | <b>R\$ 185.282.079</b> | <b>R\$ 207.687.110</b> | <b>R\$ 233.360.966</b> | <b>R\$ 231.324.353,34</b> | <b>R\$ 228.890.888,22</b> | <b>R\$ 228.546.731,32</b> | <b>R\$ 233.424.978,21</b> |
| OUTRAS DESPESAS CORRENTES                                  | R\$ 18.642.476,26         | R\$ 19.035.816         | R\$ 21.887.657         | R\$ 24.523.479         | R\$ 23.843.933         | R\$ 21.966.886            | R\$ 25.472.451,56         | R\$ 23.576.558,21         | R\$ 24.156.054,19         |
| <b>TOTAL DE DESPESAS CORRENTES</b>                         | <b>R\$ 163.286.365,26</b> | <b>R\$ 181.604.776</b> | <b>R\$ 207.169.735</b> | <b>R\$ 232.210.589</b> | <b>R\$ 257.204.899</b> | <b>R\$ 253.291.239</b>    | <b>R\$ 254.363.339,78</b> | <b>R\$ 252.123.289,53</b> | <b>R\$ 257.581.032,40</b> |
| DESPESAS DE CAPITAL: EQUIPAMENTOS E MATERIAL PERMANENTE    | R\$ 2.798.284,58          | R\$ 1.674.107          | R\$ 3.891.642          | R\$ 2.607.358          | R\$ 419.428            | R\$ 310.784               | R\$ 80.528,66             | R\$ 460.164,77            | R\$ 2.251.173,68          |
| DESPESAS DE CAPITAL: OBRAS E INSTALAÇÕES                   | R\$ 2.366.195,65          | R\$ 2.003.205          | R\$ 3.874.333          | R\$ 2.543.518          | R\$ 1.539.494          | -                         | R\$ 300.502,53            | R\$ 647.543,34            | R\$ 347.874,65            |
| OUTRAS DESPESAS DE CAPITAL                                 | R\$ 2.356.616,81          | R\$ 525.281            | -                      | R\$ 54.338             | R\$ 285.395            | R\$ 18.603                | R\$ 800.073,43            | R\$ 562.199,87            | R\$ 1.710.209,79          |
| <b>TOTAL DE DESPESAS DE CAPITAL</b>                        | <b>R\$ 7.521.097,04</b>   | <b>R\$ 4.202.594</b>   | <b>R\$ 7.765.975</b>   | <b>R\$ 5.205.214</b>   | <b>R\$ 2.244.318</b>   | <b>R\$ 329.387</b>        | <b>R\$ 1.181.104,62</b>   | <b>R\$ 1.669.907,98</b>   | <b>R\$ 4.309.258,12</b>   |
| <b>TOTAL EXECUTADO</b>                                     | <b>R\$ 170.807.462,30</b> | <b>R\$ 185.807.369</b> | <b>R\$ 214.935.711</b> | <b>R\$ 237.415.803</b> | <b>R\$ 259.449.217</b> | <b>R\$ 253.620.626</b>    | <b>R\$ 255.544.444,40</b> | <b>R\$ 253.793.197,51</b> | <b>R\$ 261.890.290,52</b> |





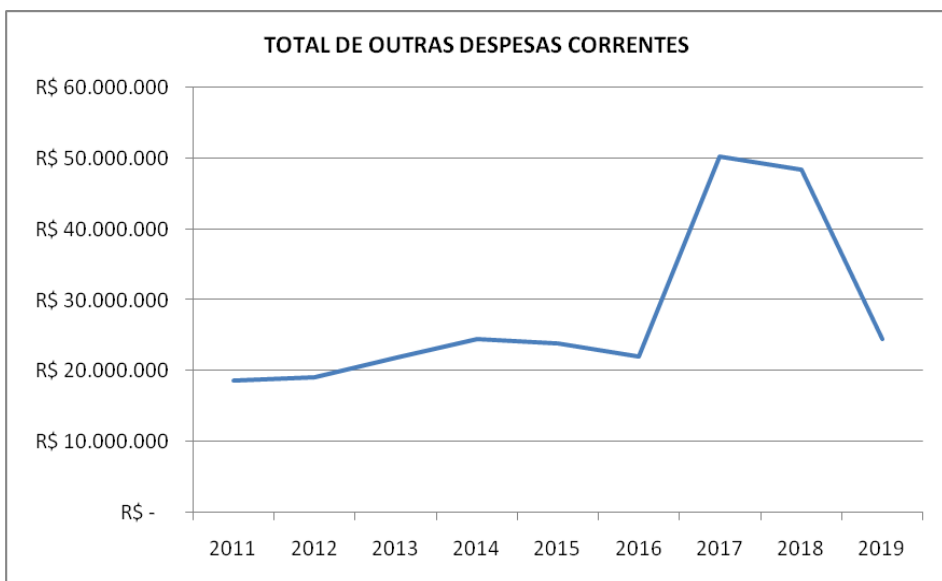
EVOLUÇÃO DA RECEITA ARRECADADA - PERÍODO 2011-2019

| DESCRIÇÃO DA RECEITA                   | 2011                    | 2012                    | 2013                     | 2014                    | 2015                    | 2016                    | 2017                    | 2018                    | 2019                    |
|--|-------------------------|-------------------------|--------------------------|-------------------------|-------------------------|-------------------------|-------------------------|-------------------------|-------------------------|
| RECEITAS CORRENTES                     | R\$ 5.581.046,79        | R\$ 3.859.803,70        | R\$ 3.634.789,83         | R\$ 3.763.620,58        | R\$ 4.961.036,09        | R\$ 4.085.150,42        | R\$ 5.252.057,40        | R\$ 4.259.688,56        | R\$ 1.528.375,38        |
| RECEITAS INTRA-ORÇAMENTÁRIAS CORRENTES | R\$ 3.425.861,00        | R\$ 1.362.132,76        | R\$ 3.013.800,33         | R\$ 2.263.397,52        | R\$ 1.525.649,50        | R\$ 1.433.452,07        | R\$ 760.813,60          | R\$ 800.000,00          | R\$ 743.750             |
| RECEITAS DE CAPITAL                    | R\$ 200.000,00          | R\$ 41.700,00           | R\$ 4.367.064,81         | R\$ 624.102,74          | R\$ -                   | R\$ 120.900,00          | R\$ 135.500             | R\$ -                   | R\$ -                   |
| <b>TOTAL ARRECADADO</b>                | <b>R\$ 9.206.907,79</b> | <b>R\$ 5.263.636,46</b> | <b>R\$ 11.015.654,97</b> | <b>R\$ 6.651.120,84</b> | <b>R\$ 6.486.685,59</b> | <b>R\$ 5.639.502,49</b> | <b>R\$ 6.148.371,00</b> | <b>R\$ 5.059.688,56</b> | <b>R\$ 2.272.125,38</b> |

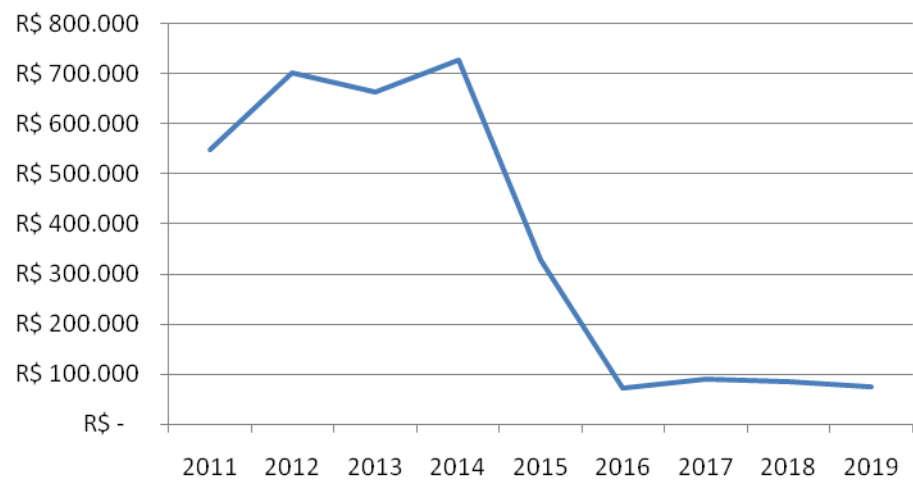


**OUTRAS DESPESAS CORRENTES (EXCETO GASTOS COM PESSOAL) - RECURSOS DO TESOURO - PERÍODO 2011-2019**

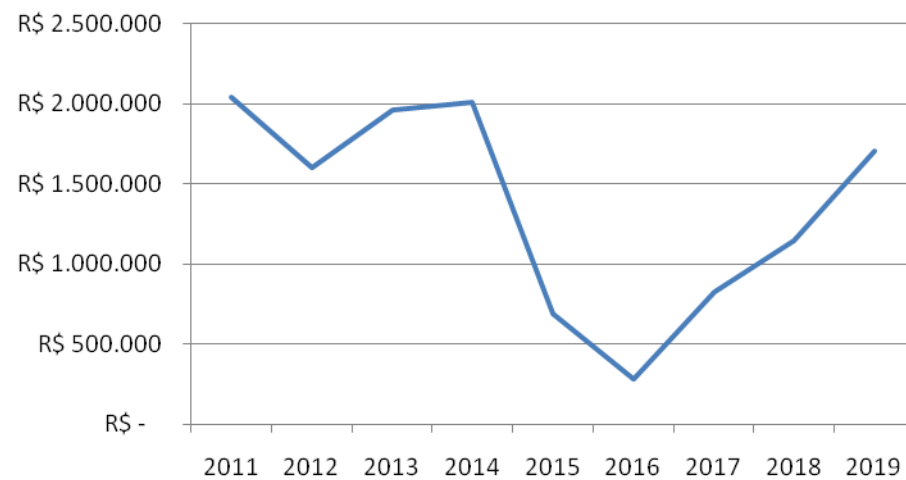
| DESCRIÇÃO DAS OUTRAS DESPESAS CORRENTES        | 2011                     | 2012                     | 2013                     | 2014                     | 2015                     | 2016                     | 2017                     | 2018                     | 2019                     |
|--|--------------------------|--------------------------|--------------------------|--------------------------|--------------------------|--------------------------|--------------------------|--------------------------|--------------------------|
| DIÁRIAS - PESSOAL CIVIL                        | R\$ 548.070,96           | R\$ 701.714,98           | R\$ 662.017,64           | R\$ 727.139,70           | R\$ 328.595,50           | R\$ 72.055,50            | R\$ 89.424,30            | R\$ 85.819,50            | R\$ 75.520,16            |
| AUXÍLIO FINANCEIRO A ESTUDANTES*               | R\$ 2.767.931,25         | R\$ 2.959.384,00         | R\$ 3.126.754,00         | R\$ 2.974.439,00         | R\$ 3.058.623,00         | R\$ 3.104.277,50         | R\$ 2.899.994,00         | R\$ 2.801.266,00         | R\$ 2.734.101,93         |
| MATERIAL DE CONSUMO                            | R\$ 2.043.260,54         | R\$ 1.600.339,60         | R\$ 1.966.079,64         | R\$ 2.012.825,78         | R\$ 687.050,82           | R\$ 278.679,75           | R\$ 821.473,47           | R\$ 1.141.773,23         | R\$ 1.708.573,10         |
| PASSAGENS E DESPESAS COM LOCOMOÇÃO             | R\$ 1.748.869,15         | R\$ 1.753.924,11         | R\$ 2.083.458,69         | R\$ 1.659.846,30         | R\$ 1.276.257,07         | R\$ 984.726,21           | R\$ 1.874.070,50         | R\$ 2.185.348,32         | R\$ 1.900.937,93         |
| OUTROS SERVIÇOS DE TERCEIROS - PESSOA FÍSICA   | R\$ 1.009.575,08         | R\$ 1.421.088,69         | R\$ 1.426.922,13         | R\$ 1.826.120,27         | R\$ 1.264.514,98         | R\$ 559.851,35           | R\$ 676.271,65           | R\$ 847.008,76           | R\$ 1.102.072,51         |
| ARRENDAMENTO MERCANTIL                         | R\$ 584.719,48           | R\$ 467.569,51           | R\$ 150.243,44           | R\$ 405.933,00           | R\$ 405.933,00           | R\$ 325.718,88           | R\$ -                    | R\$ -                    | R\$ -                    |
| OUTROS SERVIÇOS DE TERCEIROS - PESSOA JURÍDICA | R\$ 8.924.690,32         | R\$ 9.052.527,45         | R\$ 9.120.238,62         | R\$ 11.741.147,72        | R\$ 9.516.795,37         | R\$ 9.708.269,04         | R\$ 13.944.565,15        | R\$ 11.799.747,71        | R\$ 11.233.607,15        |
| DESPESAS DE EXERCÍCIOS ANTERIORES              | R\$ 244.961,64           | R\$ 169.505,90           | R\$ 2.374.086,46         | R\$ 1.342.129,45         | R\$ 6.015.194,02         | R\$ 6.745.305,24         | R\$ 4.922.073,94         | R\$ 1.299.499,55         | R\$ 1.691.627,38         |
| SUBVENÇÕES SOCIAIS                             | R\$ -                    | R\$ -                    | R\$ -                    | R\$ 1.220.473,76         | R\$ 662.894,51           | R\$ -                    | R\$ -                    | R\$ -                    | R\$ -                    |
| OUTRAS DESPESAS CORRENTES DIVERSAS             | R\$ 770.397,84           | R\$ 909.761,61           | R\$ 977.856,00           | R\$ 613.424,27           | R\$ 628.075,00           | R\$ 188.002,53           | R\$ 24.980.425,62        | R\$ 28.194.481,85        | R\$ 3.986.702,46         |
| <b>TOTAL DE OUTRAS DESPESAS CORRENTES</b>      | <b>R\$ 18.642.476,26</b> | <b>R\$ 19.035.815,85</b> | <b>R\$ 21.887.656,62</b> | <b>R\$ 24.523.479,25</b> | <b>R\$ 23.843.933,27</b> | <b>R\$ 21.966.886,00</b> | <b>R\$ 50.208.298,63</b> | <b>R\$ 48.354.944,92</b> | <b>R\$ 24.433.142,62</b> |



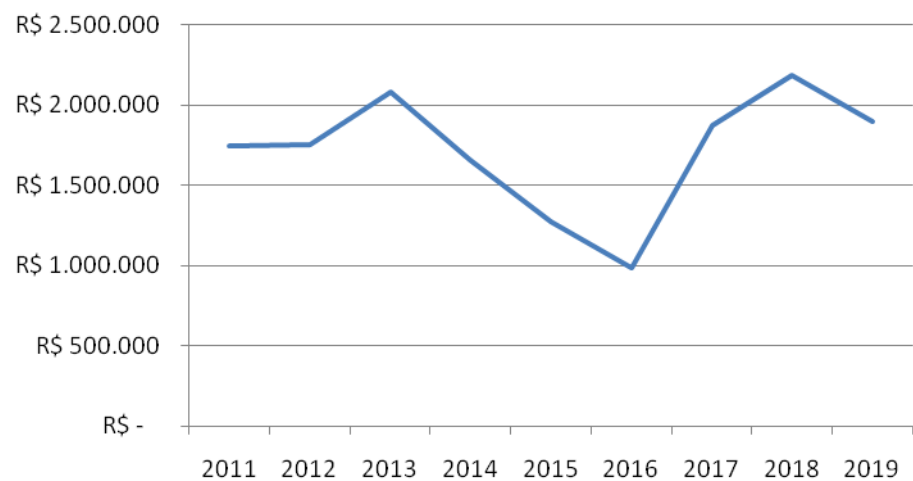
**DIÁRIAS - PESSOAL CIVIL**



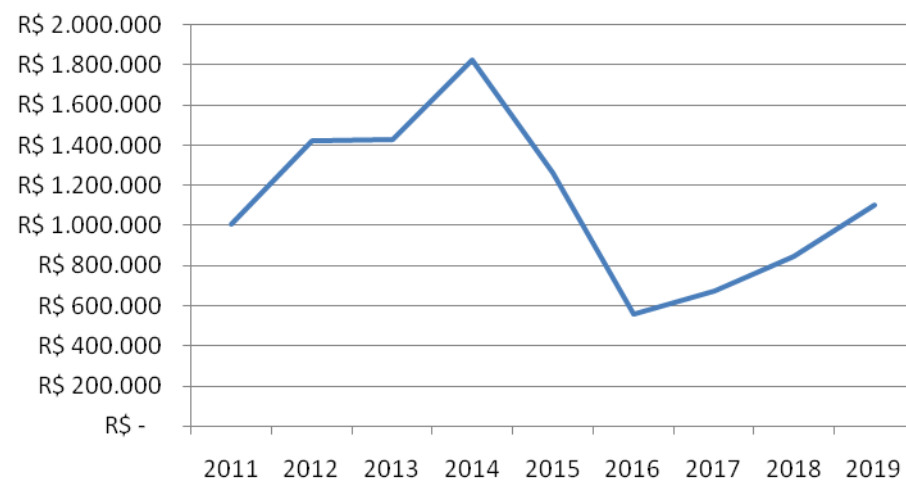
**MATERIAL DE CONSUMO**



**PASSAGENS E DESPESAS COM LOCOMOÇÃO**

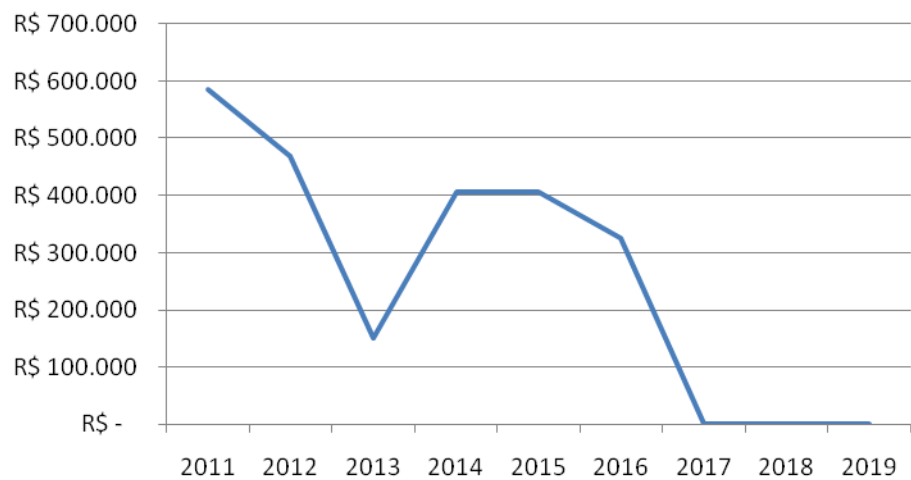


**OUTROS SERVIÇOS DE TERCEIROS - PESSOA FÍSICA**

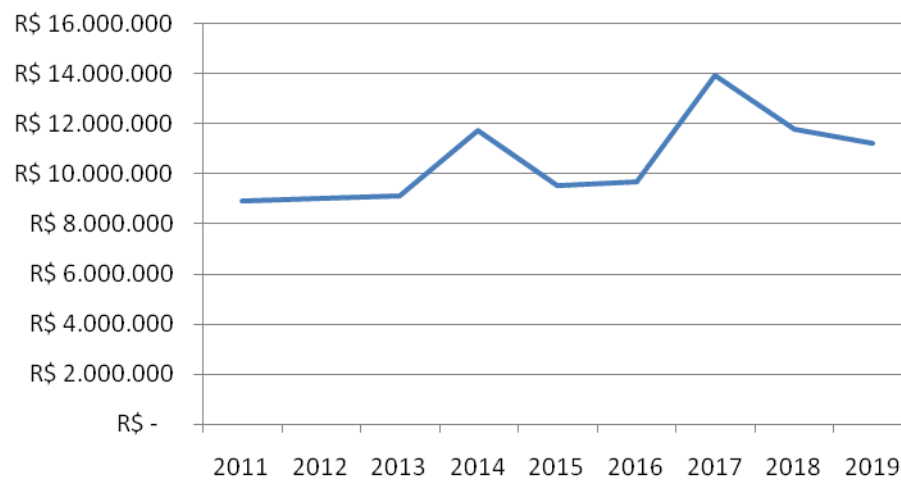




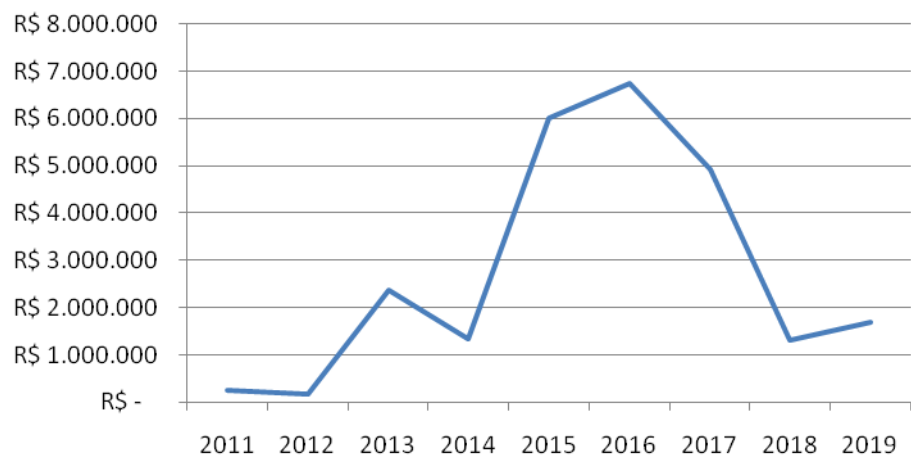
**ARRENDAMENTO MERCANTIL**



**OUTROS SERVIÇOS DE TERCEIROS - PESSOA JURÍDICA**



**DESPESAS DE EXERCÍCIOS ANTERIORES**



**OUTRAS DESPESAS CORRENTES DIVERSAS**

